


350 DCS

HEAT RECOVERY VENTILATOR



ENGINEERING DATA:

CORES

Two modular (two section) aluminum HRV cores arranged for high efficiency cross-flow ventilation.

MOTORS

Two PSC, 5 speed double shafted, 120 VAC, 3.15 A motors. (6.3 A total on high speed) with 1/10 hp at 1625 RPM. Total of 610 watts on High speed. MCA: 7.9 MOP:10

BLOWERS

Centrifugal-type rated at 530 CFM (250 L/s) free air delivery. Each air stream has two centrifugal blowers driven by two PSC motors.

FILTERS

Washable air filters in exhaust and supply air streams.

DEFROST

Supply bypass damper routes indoor air to defrost cores.

CONNECTION DUCT SIZES

Four - 14 in. x 8 in. (356 mm x 200 mm).

MOUNTING

Unit to be set on support brackets hung by threaded rod-type apparatus (brackets and rods not included).

CASE

Twenty gauge pre-painted galvanized steel (G60) for superior corrosion resistance. Insulated with foil faced insulation duct liner where required to prevent exterior condensation. One drain connection 1/2" (12 mm) OD.

ELECTRONICS

Integrated microprocessor circuit board. Built-in interlock contacts.

CONTROL OPTIONS

99-DXPLO2 LIFE BREATH DIGITAL CONTROL (Included)

- 5 speed operation on each mode
- Humidity control through adjustable Dehumidistat
- 5 user selectable operational modes: Continuous Ventilation, Continuous Recirculation, 20 ON/40 OFF, 10 ON/50 OFF, 20 ON/40 Recirculation
- 20/40/60 min. High speed override button
- Compatible with 99-DET02 Wireless Timers
- 3 wire connection

TIMERS

99-DET01 LIFE BREATH 20/40/60 MINUTE TIMER

- Initiates High speed Ventilation for 20, 40 or 60 minutes. 3 wire connection.

99-DET02 LIFE BREATH WIRELESS 20/40/60 MINUTE TIMER

- Initiates High speed Ventilation for 20, 40 or 60 minutes. Wirelessly connects to main control for ease of installation. 40 ft. approximate range.

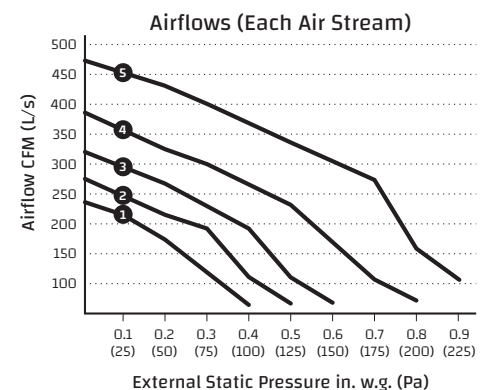
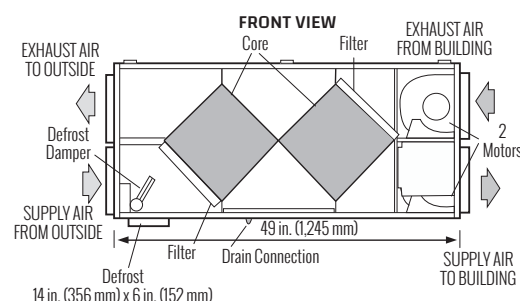
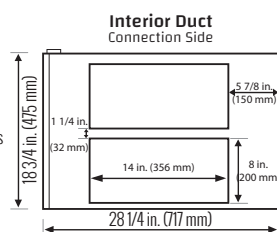
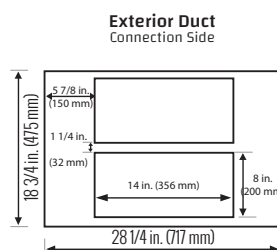
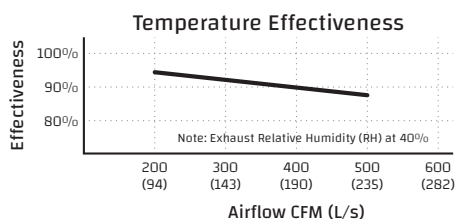
99-RX02 LIFE BREATH WIRELESS REPEATER

- Used to extend range of 99-DET02 Wireless Timers
- Plugs into 120V power outlet and wirelessly connects to main control and 99-DET02. Install at halfway point between timer and main wall control if timer is out of range.

IN. W.G. (PA)	0.2 (50) CFM (L/s)	0.3 (75) CFM (L/s)	0.4 (100) CFM (L/s)	0.5 (125) CFM (L/s)	0.6 (150) CFM (L/s)	0.7 (175) CFM (L/s)	0.8 (200) CFM (L/s)	0.9 (225) CFM (L/s)
Net Supply Airflow	426 (201)	400 (189)	371 (159)	337 (159)	304 (143)	269 (127)	158 (75)	107 (50)

ELECTRICAL SPECIFICATIONS	
VAC @ 60Hz	120
Watts / Low Speed	187
Watts / High Speed	610
Amp Rating	6.3

WEIGHT: 160 LBS (70 KG) SHIPPING WEIGHT: 240 LBS (110 KG) : Note: Service clearance of 30 in. (765 mm). All specifications are subject to change without notice.



LIFE BREATH
Indoor Air Systems

www.lifebreath.com