

# 2500 EFD

## HEAT RECOVERY VENTILATOR



### ENGINEERING DATA:

#### AIRFLOW

2250 CFM (1062 L/s) at 1.0 in. w.g. ESP.

#### PERFORMANCE

70% effective at 2500 CFM (1180 L/s).

#### CORES

Modular aluminum sensible heat recovery core. Plate-to-plate type. Slides out of either side of cabinet for service.

#### BLOWERS

Two direct-drive centrifugal blowers, one per air stream.

#### FILTERS

Two 18 in. x 24 in. (457 mm x 610 mm) 4-inch pleated filters in each air stream.

#### CONNECTION DUCT SIZES

Two 18 in. X 24 in. (457mm X 406mm) to and from under the building under cabinet. Two 28 in. X 18 in. (711mm X 457mm) hoods included on side of cabinet with screens.

#### CABINET

20 gauge powder coated galvanized steel (G60) for superior corrosion resistance. 16 gauge galvanized frame, insulated with 1.0 in. fiberglass insulation to prevent condensation.

#### DRAIN

Two stainless steel drain pans with 1/2 in. (12 mm) NPT drain spouts.

#### MOUNTING

Rooftop mounted on optional roof curb (Part No. 53-2500).

#### CONTROLS

Integrated microprocessor board, optional remote 2 speed control, built in interlock contacts.

#### DEFROST

Factory set defrost time. Supply motor is shut off while exhaust air defrosts core.

### VOLTAGE OPTIONS:

VOLTAGE	PHASE	MOTOR	AMPS	MCA	MOP	SKU
208	1	Two PSC, 1.0 hp, single shaft, 3 speed (2 available)	16.2	18.7	20	200-2500EFD-208SP*
240	1	Two PSC, 1.0 hp, single shaft, 3 speed (2 available)	10.2	11.4	20	200-2500EFD-240SP

\* Special Inspection is required

### CONTROLS

#### 99-BC02 - Lifebreath Ventilation Control

2 speed fan setting (Low/High). Humidity control through adjustable Dehumidistat. Compatible with 99-DET02 Wireless Timers. 3 wire connection; 20 gauge wire (minimum).

### TIMER OPTIONS

#### 99-DET01 - Lifebreath 20/40/60 Minute Timer

Initiates high speed ventilation for 20, 40 or 60 minutes. 3 wire connection.

#### 99-DET02 - Wireless Lifebreath 20/40/60 Minute Timer

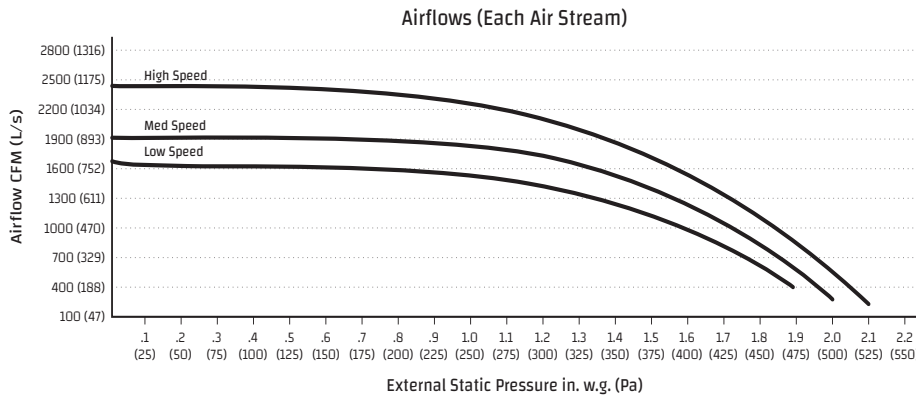
Initiates high speed ventilation for 20, 40 or 60 minutes. Wirelessly connects to main control for ease of installation. 40' approximate range. **Exclusive to Lifebreath.**

#### 99-RX02 - Wireless Lifebreath Repeater

Extends range of 99-DET02 Wireless Timers. Plugs into 120V power outlet. Wirelessly connects to main control and 99-DET02. Install at halfway point between timer and main wall control if timer is out of range.

# 2500 EFD

## HEAT RECOVERY VENTILATOR

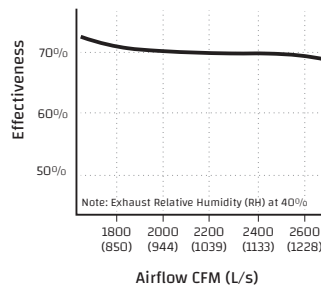


**WEIGHT:**  
**710 LBS (322 KG)**

**SHIPPING WEIGHT:**  
**930 LBS (423 KG)**

**OPTIONAL CURB:**  
**50 LBS (23 KG)**

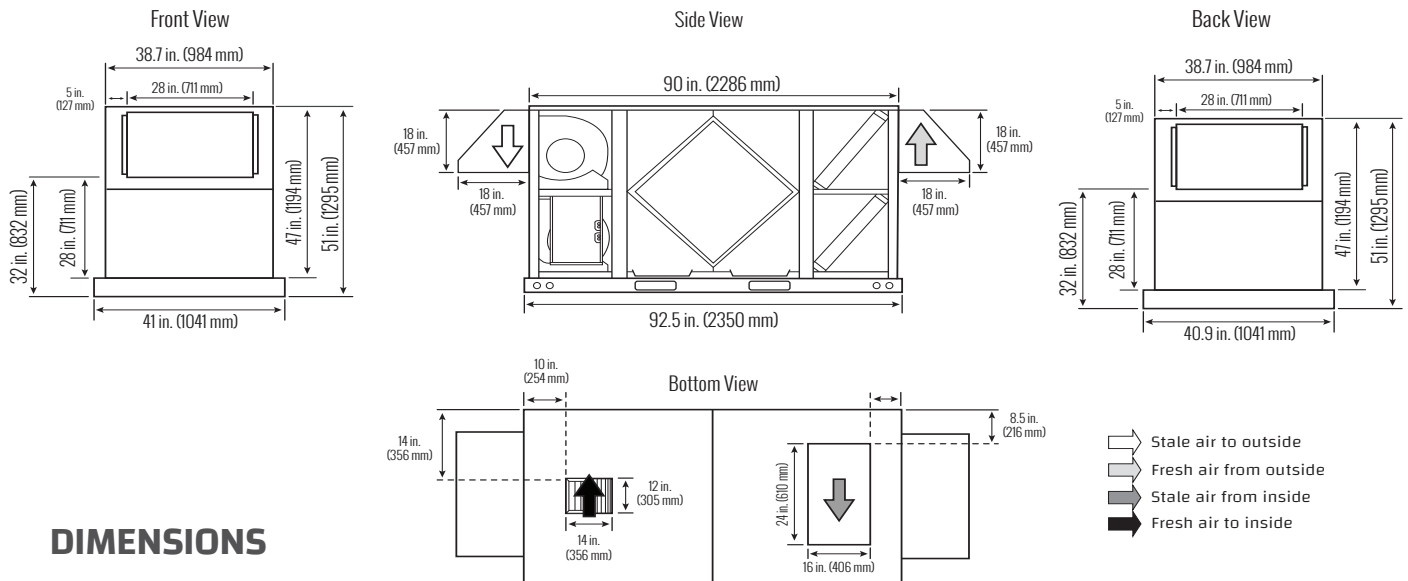
### Temperature Effectiveness



**NOTE:**  
Removable service access panels on both sides of 2500EFD cabinet. All specifications are subject to change without notice.

Service clearance - 42 in. on electrical panel side

AHRI 1060 Certified Core:  
Contains one 68-2500



Date: \_\_\_\_\_ Contractor: \_\_\_\_\_

Tag: \_\_\_\_\_ Supplier: \_\_\_\_\_

Project: \_\_\_\_\_ Qty: \_\_\_\_\_ Quote #: \_\_\_\_\_

Engineer: \_\_\_\_\_ Submitted By: \_\_\_\_\_

Control: \_\_\_\_\_ Timer: \_\_\_\_\_ Timer Qty: \_\_\_\_\_

**WARRANTY**  
Units carry a 15 year warranty on the HRV core and a 2 year replacement parts warranty.

All units conform to CSA and UL standards



www.lifebreath.com